

DATASHEET

HALF MASK

PROTECTION AGAINST GAS, VAPOUR & DUST



COMPACTMASK

5120

FFA1P2 R D

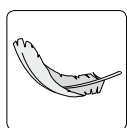
5230

FFA2P3 R D

5430

FFABEK1P3 R D

CHARACTERISTICS



EXTREMELY LIGHTWEIGHT AND COMPACT.

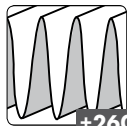


EXCELLENT FIELD OF VISION.
The horizontally shaped integrated filters give an exceptionally wide field of vision.



FLEXFIT – SECURE FIT FOR DIFFERENT FACE SHAPES AND SIZES.

Mask body kind to skin, made from hypoallergenic, thermoplastic material.



LOW BREATHING RESISTANCE.
Pleated filter technology reduces inhalation resistance by up to 50% whilst maintaining filtration performance.



DOLOMITE CLOGGING TEST.
Masks have passed the Dolomite clogging test, giving the user better breathing resistance for longer.



100% PVC-FREE.
All Moldex products and packaging are 100% PVC-free.

MATERIALS

Facepiece: Polypropylene, TPE

Head Strap: Polyester, Lycra

Clip: Polyethylene

Particulate Filter: Polypropylene

Gas Filter: Activated Carbon

Gas Filter Cartridges: Polypropylene

Inhalation Valve: SBR

Exhalation Valve: Synthetic Rubber

CERTIFICATION

The Moldex CompactMask meet the requirements of EN 405:2001+A1:2009 and is CE marked in accordance with the requirements of European Directive 89/686/EEC. The "Institut für Arbeitsschutz der Deutschen Gesetzlichen Unfallversicherung" (IFA) in St. Augustin (0121) in Germany is responsible for both type examination (Article 10) and monitoring of production (Article 11B). The products are manufactured in an ISO 9001:2000 certified plant.

WEIGHTS

5120: 210 g

5230: 250 g

5430: 270 g

AREAS OF USE

Class	WEL*	Hazard type
FFA1P2 R D (5120)	FFA1 10 x	ORGANIC GASES/ VAPOURS B.P. >65°C
	P2 R D 10 x	TOXIC DUSTS, FUMES AND WATER/OIL BASED MISTS/AEROSOLS
FFA2P3 R D (5230)	FFA2 10 x	ORGANIC GASES/ VAPOURS B.P. >65°C (e.g. As for A1 but at higher concentrations)
	P3 R D 10 x	HARMFUL AND CARCINOGENIC DUSTS, FUMES AND WATER/OIL BASED MISTS/AEROSOLS
FFABEK1P3 R D (5430)	FFABEK1 10 x	ORGANIC GASES/ VAPOURS B.P. >65°C INORGANIC GASES AND VAPOURS ACID GASES, AMMONIA AND AMINE DERIVATIVES
	P3 R D 10 x	HARMFUL AND CARCINOGENIC DUSTS, FUMES AND WATER/OIL BASED MISTS/AEROSOLS

(WEL = Workplace Exposure Limit)

R: The filters are reusable.

DATASHEET

HALF MASK

PROTECTION AGAINST GAS, VAPOUR & DUST



TESTING

The Moldex CompactMask has been tested to EN405:2001+A1:2009 and fulfill all requirements of the relevant categories.

Maintenance of the mask

The MOLDEX CompactMask may be re-used by a single individual wearer or may be employed as a disposable item. Should you decide to re-use the mask, then it should be cleaned daily following use.

Clean the facepiece with a cloth and warm water in conjunction, where necessary, with a neutral cleaning agent. Do not allow the filters to come into contact with the water or cleaning agent. Ensure that the mask is completely dry before placing in storage.

Breathing Resistance

The breathing resistance produced by the gas filter cartridge or combination of gas filter cartridge and particulate filter is tested at an airflow of 30 l/min and 95 l/min.

Classification	Max. Breathing Resistance (mbar) according to EN 405	
	30 l/min	95 l/min
A1P2 R D	1,7	6,4
A2P3 R D	2,4	8,6
ABEK1P3 R D	2,0	7,0

Flammability

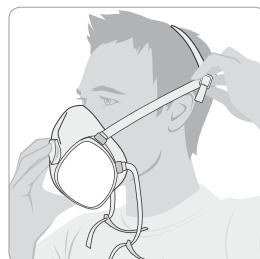
Masks are passed through a 800°C (+/- 50°C) flame with a speed of 6 cm/s. After passing through the flame the effect of the test on the mask components is noted.

PROTECTION CAPACITY

The minimum capacities and breakthrough times of the gas filter cartridges are tested at a flowrate of 30 l/min.

Category	Test Gases	Minimum Capacity	Minimum Breakthrough time
A1	Cyclohexane	7,3 g	70 min
B1	Chlorine	1,8g	20 min
	Hydrogen sulfide	1,7 g	40 min
	Hydrogen cyanide	0,84 g	25 min
E1	Sulfur dioxide	1,6 g	20 min
K1	Ammonia	1,05 g	50 min
A2	Cyclohexane	18,4 g	35 min

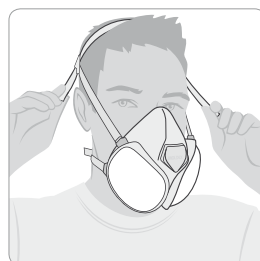
INSTRUCTIONS FOR FITTING



1. Place the respirator over the mouth and nose and fit the head straps as shown in the illustration.



2. Hook up the bottom straps at the back of the neck.



3. Pull the ends the straps to the required tightness.

CHECKING FACE FIT



Close the vents of the exhalation valve by pressing down the flexible valve cover and breathe out slowly. If no air escapes between facepiece and face, a proper sealing fit is achieved. If air escapes, adjust the position of the mask on the face or adjust the tension of the straps. Repeat this check until a seal is achieved. If a secure seal cannot be achieved, do not enter any contaminated area. See your supervisor.

INFO

For help on selection and training please contact us. We offer a wide range of training packages and support material.

MOLDEX-METRIC AG & Co. KG
Unit 9, Glaisdale Point
Off Glaisdale Drive, Bilborough
Nottingham. NG8 4GP

Tel.: +44 (0)115 985 4288
Fax: +44 (0)115 985 4211
info@uk.moldex-europe.com
www.moldex-europe.com